

Ozone application for tofu waste water treatment and its utilisation for medium growth of microalgae *Spirulina sp*

Hadiyanto Hadiyanto^{1,2}

¹Chemical Engineering Department, Faculty of Engineering, Diponegoro University, Indonesia

²Master Program of Environmental Sciences, School of Postgraduate Studies, Diponegoro University, Indonesia

Abstract. Tofu industries produce waste water containing high organic contents and suspended solid which is harmful if directly discharged to the environment. This waste can lead to disruption of water quality and lowering the environmental carrying capacity of waters around the tofu industries. Besides, the tofu waste water still contains high nitrogen contents which can be used for microalgae growth. This study was aimed to reduce the pollution load (chemical oxygen demand-COD) of tofu wastewater by using ozone treatments and to utilize nutrients in treated tofu waste water as medium growth of microalgae. The result showed that the reduction of COD by implementation of ozone treatment followed first order kinetic. Under variation of waste concentrations between 10-40%, the degradation rate constant was in the range of 0.00237-0.0149 min⁻¹. The microalgae was able to grow in the tofu waste medium by the growth rate constants of 0.15-0.29 day⁻¹. This study concluded that tofu waste was highly potent for microalgae growth.

Introduction

Tofu is local food in Indonesia, and its consumption reaches 7.4 kg / person / year [1]. The production process of tofu produces liquid waste in a large quantity with the average amount of 17 Litres per kg of processed soybeans[2]. The waste still contains organic content such as protein and lipids of about 40-60% and carbohydrates about 25-50% [1]. Besides, tofu waste water still contains total nitrogen contents of 188.34 mg/L, and total phosphorus of 1.69 mg/L. These nutrient contents can be a potent as a nutrient for microalgae [3].

Microalgae is microorganism that capable to use nutrient of nitrogen and phosphorus for photosynthesis to produce biomass and oxygen[4]. The nitrogen is required for the formation of protein, the cell walls, and nucleic acid. Microalgae also requires a source of carbon and sunlight as energy sources.

On the other hand, the tofu waste has a very high COD content of 8640 ppm and BOD content of 6586 ppm[3]. High levels of COD/BOD will interfere the growth of microalgae, therefore a pre-treatment is required to reduce COD/BOD level in the waste. There are many kind of pretreatment for wastewater treatments such as physical, biological and chemical treatments. These methods require longer processing time. Oxidation using ozone is one methods to reduce the COD level in the waste. Ozone is a very strong oxidizing agent (E = 2.08V) compared to other oxidizing agents such as hydrogen peroxide (E = 1.78V) [5]. Ozone has been extensively used in industrial

processes to eliminate the presence of pollutants in wastewater. Ozone is also able to decompose organic components into simpler and more biodegradable compounds. Moreover, ozone is also commonly used as a disinfectant in drinking water, preserving food and reducing odor from bacteria in waste.

The efficiency of ozone highly depends on pH as an indication of hydrogen ion activity. A high pH will facilitate the formation of OH radicals because the presence of OH ions can initiate ozone decomposition as a first step in the production of OH radicals [6], whereas at low pH the ozone molecule remains as its initial oxidant.

The objective of this study was evaluate the use of ozone for oxidation of tofu waste such that COD will be degraded. The treated waste will be also used medium growth of microalgae *Spirulina sp*.

Material and Methods

Material

Tofu wastewater was obtained from local industry in Gunung Pati, Semarang. The microalgae *Spirulina* was provided by CV Neoalgae.

Sample Preparation and Ozone Treatment

The tofu waste was varied in the range of 10 -40% (v/v) in 1 L erlenmeyer. The sample was placed in the container and

*Corresponding author: Hadiyanto@live.undip.ac.id

continuously imposed by ozone. The sample was taken every 10 min to measure its COD concentration.

Cultivation of Microalgae

The treated waste was then used as medium growth of microalgae. The control used fresh water with external

nutrients of 0.05 gr of urea fertilizer, 1.5 gr of fine salt, 0.1 ppm vitamin B12, and 0.05 g of NPK fertilizer. The sample was measured for its optical density at 620 nm. Cultivation was carried out for 7 days and the concentration was monitored by daily measuring its optical density .

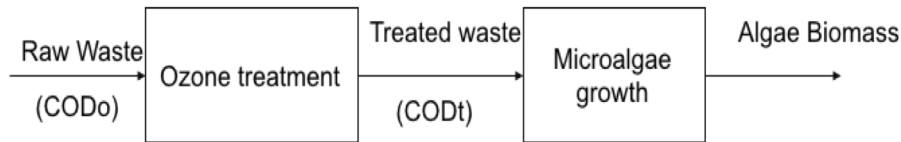


Figure 1. Research step of tofu treatment and utilization of its nutrient for microalgae growth

Cell Number Analysis

Take 5 ml of microalgae sample and diluted up to 10 dilutions. Take 1 ml of diluted sample and inserted it into the Sedgwick-Rafter plate. Count the number of cells with a 10x10 magnification microscope with a calculated 7x7 plate area.

Result and Discussion

Effect of Waste Concentration on COD Degradation

The research was conducted on 4 variations of waste concentration, i.e. 10%, 20%, 30% and 40% of tofu waste. The COD sample values were analyzed every 15 minutes, during the 2 hour ozone treatment. The effect of the concentration of tofu waste on the decrease of COD concentration is depicted in Figure 2. Figure 2 shows that the degradation of COD at high waste concentration (>40%) goes in slow decrease. It might due to high amount of total solids in waste which difficult to oxidize by ozone treatment. The degradation rate was determined by fitting the first order reaction kinetic to the experimental data. The result is shown by Table 1.

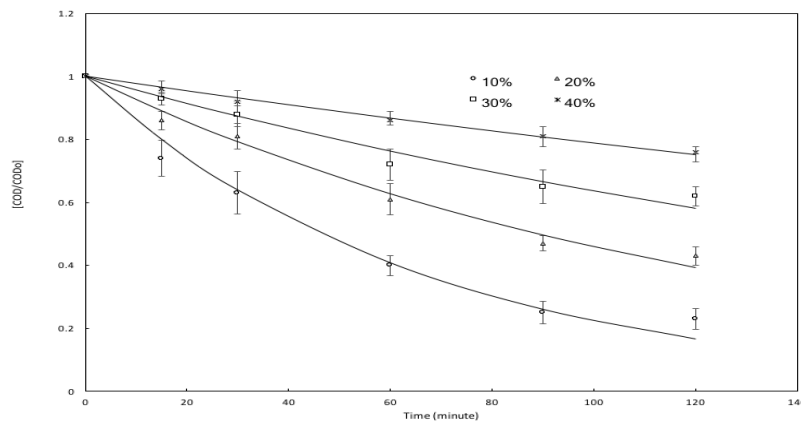


Figure 2. First-order kinetics of the ozone decomposition

Table 1. First-order kinetics of the ozone decomposition of waste water

Concentration	Kinetic rate constant (min ⁻¹)
10%	0.0149
20%	0.00779
30%	0.00453
40%	0.00237

Table 1 also proves that ozone is a powerful oxidizing agent capable of oxidizing various compounds. Ozone oxidizes compounds in water in two ways: direct reaction and indirect reactions [7]. For direct method, the oxidation is carried out by ozone itself that dissolved in water. While indirect method, the oxidation occurs by producing OH radicals that would oxidize other compounds [6]. The longer the ozonation time, the more ozone will be formed that will oxidize the compound, resulting in lower COD values due to the simpler compounds.

The utilization of nutrient for microalgae growth
Spirulina platensis requires nutrients C, H, O, N and P in their growth to perform photosynthesis. The growth of

microalgae in treated waste at 10% waste concentration has higher growth rate constant than 20-40%. Moreover, this finding also support the hypothesis that the nutrients in the waste water can be used to replaced the external nutrients added to the medium. Although the growth of microalgae grown in waste medium was lower than the control (Figure 3), but this findings showed that the waste has high potent to replace the external nutrients. The growth rate constant is shown by Table 2. The growth rate constant at high waste concentration is slower than algae growth in lower concentration. This is due to high organic content which will disturb the growth and inhibit the light penetration to the culture.

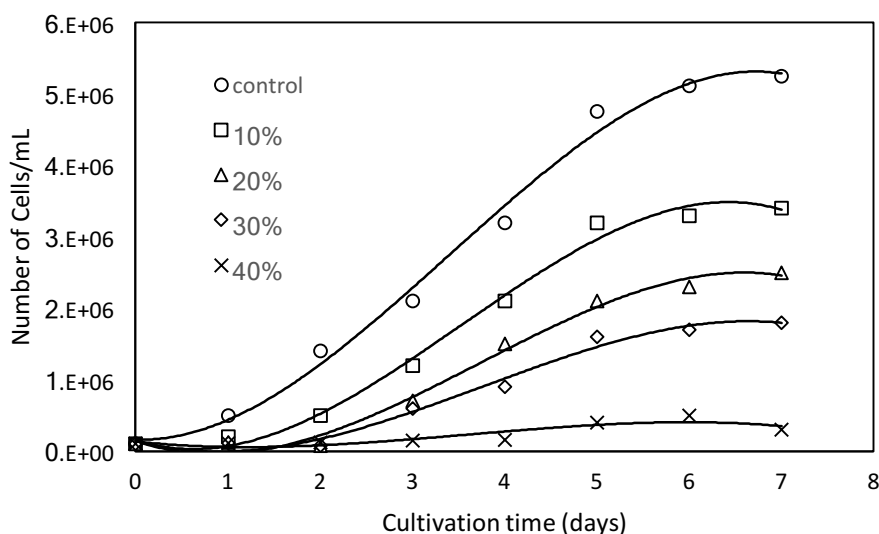


Figure 3. Growth of microalgae in variation of tofu waste volume

Table 2. Growth rate of *Spirulina platensis* in cultivation medium

Medium (% tofu wastewater)	μ /day
10%	0.2848
20%	0.2339
30%	0.2103
40%	0.1497

Conclusion

This study showed the potency of tofu waste water as nutrient source of microalgae growth. The degradation of COD by using ozone oxidator followed the first orde kinetic with rate constant of 0.014 for 10% tofu concentration. The treated tofu waste could be used as nutrient source of *Spirulina* growth with growth rate of 0.28 day⁻¹ at 10%

concentration. However, at concentration higher than 40%, the microalgae has lower growth rate.

References

1. Dianursanti, Rizkyata, B.T., Gumelar, M.T. and Abdullah, T.H. *Energy Procedia*, **47**, 56 – 61 (2014)

2. Hadiyanto and Nur, M.M.A. *World Applied Sciences Journal*, **31(5)**,959-967 (2014) .
3. Hadiyanto, Christwardana, M., Soetrisnanto, D. *Journal of Environmental Science and Technology* **6(2)**, 79-90 (2013)
4. Wen, Z., Gross, M., Ninno, M. D., & Michael, C. *Bioresource Technology*, **179**, 473-482 (2015).
5. Rajeswari, R., Kanmani, S. *Desalination*, **242**, 277e285 (2009).
6. Nur, M.M.A and Hadiyanto. *Journal of Engineering and Technological Sciences* **47(5)**, 487-497 (2015).
7. Balasubramaniam N., Preethi V., Parama Kalyani, K.S., Iyappan, K., Srinivaskannan, C. *Journal of Hazardous Materials*, **166**, 150–154 (2009).