

The Acoustical Properties of the Polyurethane Concrete Made of Oyster Shell Waste Comparing Other Concretes as Architectural Design Components

Erni Setyowati^{1,*}, Gagoek Hardiman¹, and Purwanto²

¹ Department of Architecture, Faculty of Engineering, Diponegoro University, Semarang - Indonesia

² Department of Civil Engineering, Faculty of Engineering, Diponegoro University, Semarang - Indonesia

Abstract. This research aims to determine the acoustical properties of concrete material made of polyurethane and oyster shell waste as both fine aggregate and coarse aggregate comparing to other concrete mortar. Architecture needs aesthetics materials, so the innovation in architectural material should be driven through the efforts of research on materials for building designs. The DOE methods was used by mixing cement, oyster shell, sands, and polyurethane by composition of 160 ml:40 ml:100 ml: 120 ml respectively. Refer to the results of previous research, then cement consumption is reduced up to 20% to keep the concept of green material. This study compared three different compositions of mortars, namely portland cement concrete with gravel (PCG), polyurethane concrete of oyster shell (PCO) and concrete with plastics aggregate (PCP). The methods of acoustical tests were conducted refer to the ASTM E413-04 standard. The research results showed that polyurethane concrete with oyster shell waste aggregate has absorption coefficient 0.52 and STL 63 dB and has a more beautiful appearance when it was pressed into moulding. It can be concluded that polyurethane concrete with oyster shell aggregate (PCO) is well implemented in architectural acoustics-components.

1 Introduction

Innovation in concrete materials has been developed significantly. The use of materials and filler additive for designation are examined. One of the efforts to reduce cement and lighten the concrete material is the use of a foam additive such as polyurethane [1], [2] and polystyrene [3]. The use of foam additive in concrete material is also beneficial for the invention of the acoustic-based cement composite material. While other studies used polyester in concrete for the purpose of increasing harshness on building materials[4], [5].

This research is focused on the acoustic performance of polyurethane concrete material made of oyster shell waste compared to other concrete materials.

2 Theoretical Review

The theoretical review will discuss the oyster shell concrete and polyurethane concrete as basic material in this study. Previous research stated that the oyster shell concrete made of anadara granosa lynn species has the strongest compressive strength comparing to the other shell concrete[6], [7]. This study focused on the use of the polyurethane in concrete to lighten it and improve the capability of acoustics.

2.1. Oyster Shell Concrete

Previous research has compared three different types of concrete material made of three species of shells. Three shell concrete specimens made of *Anadara granosa* Lynn, *Perna viridis* and *Placuna placenta* Lynn have tested both the ability of compressive strength as well as acoustic abilities. The result is that shell concrete of *Anadara granosa* Lynn has highest compressive strength up to 200 kg/cm² [6]. Meanwhile, shell concrete made of *Perna viridis* Lynn has the best acoustic capabilities, with 7.28 dB on it's Sound Transmission Loss [7]. Because this study observing the concrete material based on the previous research, then the selected species is *Anadara granosa* Lynn either as fine aggregate or coarse aggregate, due to it's performance either in compressive strength or acoustical performances. While for other selected materials are polymeric concrete (PCP) and normal concrete with gravel aggregates (PCG).

2.2 Acoustical Performance of Shell Material

Research on the shell concrete material for noisy urban region has been already conducted. The result is that material of oyster shell with porous additive substances can be used to absorb sound in housing near the airports[8]. Oyster shell material without additive substance will not have a good acoustic performance,

* Corresponding author: ernisyahdu@gmail.com; ernisetyowati@arsitektur.undip.ac.id

due to the low absorption coefficient between 0.03 – 0.04[7]. Even, the fly ash mixed with oyster shell will reduce pores and reduce the ability of sound absorber [9].

2.3 Previous Research of Concrete

The normal concrete with coarse aggregate (PCG) and Polymeric Concrete (PCP) have been already examined in the previous researches. The method used was a mix design with DOE Methods. On polymeric concrete (PCP), the aggregate of polymeric waste used to replace gravel aggregate and a part of cement was substituted by baggase ash [10], [11]. Meanwhile, the normal concrete is portland cement concrete with gravel (PCG). PCG has a normal compressive strength that is equivalent > Q-250. The harshness of normal concrete tends to have capabilities as a reflector.

The normal concrete (PCG) and polymeric concrete (PCP) have the composition ratio of cement (plus baggase ash), sand and gravel or polymeric waste as 2,600; 2,220; 0,635 respectively, while the Polyurethane concrete with shell aggregate has composition of cement, oyster shell, sand and polyurethane as 1,600; 0,400;1,000; 1,200 respectively. The moulding of material used are cubical mouldings as seen in fig. 1. The figure below shows the mixture of materials.




Fig. 1. (a) cubical moulding (b) mix design process of materials

3 Research Methods

Acoustic characteristics in this study consist of absorption coefficient (α) and Sound Transmission Loss (STL).

3.1. Absorption Coefficient

The impedance tube with 1/3 octave frequency filter was used in the sound absorption test. The data were connected into Personal Computer (PC) by software refer to ASTM E413-04[12]. The sound absorption coefficient (α_0) was calculated by measuring sound pressure that come on a surface of material and was reflected by it. A good absorber must have an absorption coefficient at least 0. 2[7], [13–15].

$$\alpha_0 = \frac{4}{n + \left(\frac{1}{n}\right) + 2} \quad (1)$$

Where α_0 is sound absorption coefficient and n is standing wave ratio. The standing wave ratio (n) is measured by substituting resistance with attenuation, determining the ratio of the standing waves from the difference of sound pressure (L) dB using equation as follows:

$$n = 10^{\left(\frac{L}{20}\right)} \quad (2)$$

With n is a standing wave ratio and L is the difference of sound pressure in *deci* Bell. In the process of the absorption coefficient test (α). The impedance tube was equipped by microphones to transmit sound at low to high frequencies. The Frequency scale that was used in acoustics laboratory is between 200-6000 Hz.

3.2. Sound Transmission Loss (STL)

The Sound Transmission Loss (STL) Test used impedance tube equipped with 4 microphones (see fig.2) that have sensitivity to high frequency sound.



Fig.2. The Impedance Tube with microphones

Sound Transmission Loss/STL of a partition is defined as the ratio of logarithmic between the transmitted sound powers (W_t) and the sound power of partition material which comes to the surface (W_i). In general it can be formulated as:

$$TL = 10 \log \frac{W_t}{W_i} \quad (3)$$

$$TL = 10 \log \frac{1}{r} \quad (4)$$

With r is the sound transmission coefficient of such material, i.e. the ratio between the transmitted sound power through partition of material against the sound felt through the material's surface. The STL value is a parameter to know how the material can reduce sound energy[7]. The STL is determined based on the raw

quality ASTM E 413 issued by the American Society for Testing and Materials[12].

4 Results and Discussion

4.1. Absorption Coefficient

The absorption coefficient test results of materials, PCG, PCO and PCP are as follows:

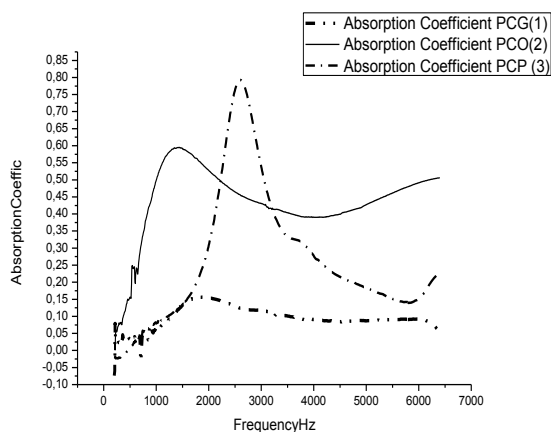


Fig. 3. Absorption Coefficient Graph of materials

As shown in the graph (see fig. 3), PCG and the PCP have characters on absorption coefficient of octave frequencies which are almost similar. PCG has a coefficient of absorption peaks in 0.155 at frequency 1968 Hz, while the PCP has the highest coefficient of 0.793 on frequency 2,6 k (see Table 1).

Table 1. Absorption Coefficient on octave band frekuensi

Frequency (Hz)	α PCG	α PCO	α PCP
1000	0,0626	0,4989	0,0783
1432	0,1211	0,5951	0,1266
1968	0,1550	0,5315	0,2892
2600	0,1238	0,4559	0,7929
3000	0,1193	0,4305	0,5381
4000	0,0912	0,3906	0,2770
5000	0,0867	0,4271	0,1813

Unlike the PCG and PCP, hence the absorption coefficient ranges of PCO is better, because the value of

the coefficient is at a wider broadband frequency. Maximal absorption coefficients that can be achieved is 0.59508 in 1432 Hz, but it is able to absorb sounds at lower frequencies than the other materials. The variations in the ability of absorbency at low to high-frequency sound are required in building materials, especially for the concert hall building design.

The polyurethane concrete material with shell aggregates (PCO) has a pretty good absorption coefficient because it has a capability to absorb sound energy in a wide broadband of octave frequency. But, in the future, this material need to be improved on acoustical performance by modification of resonator efforts as several researches conducted. Some modification efforts to improve absorption coefficient of resonators for examples with the use of flexible panels [16], coupled- Helmholtz resonator[17], [18], recycling material from industry[19], [20], sustainable absorber from biomass[21].

4.2. Sound Transmission Loss (STL)

Unlike normal concrete, polyurethane concrete with oyster shell (PCO) and polymeric concrete (PCP) have STL characters which are almost the same. Both materials have range of STL between 54-56 dB starting from around 2000 Hz. At the frequency of <500 Hz, PCP has range of STL lower than PCO is, due to the polyurethane compound in PCO that absorbs and reduces sound energy more than polymeric concrete (PCP).

Sound Transmission Loss test results of all materials are as follows:

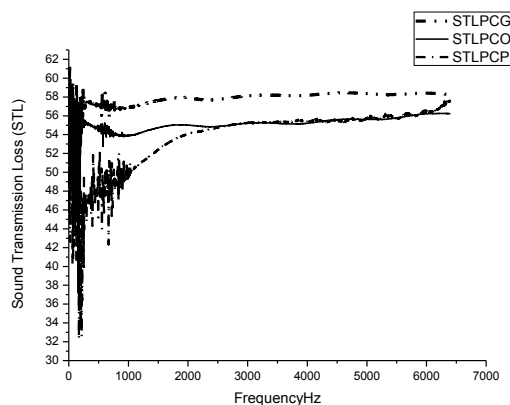


Fig. 4. Sound Transmission Loss (STL) of PCG, PCO and PCP

The graph shows that the normal concrete (PCG) with aggregate gravel has the highest STL highest among other materials. The value of the STL of PCG ranged between 57-58 dB (see fig.4 and table 2).

The role of polyurethane here is as sound traps, so that the sound of falling on the surface are not forwarded to penetrate the material. The increased efforts of the STL

has been done by a number of researchers, such as by adding material on acoustic resonator system[22].

Table 2. Absorption Coefficient in octave band frequencies

Frequency (Hz)	STL PCG (dB)	STL PCO (dB)	STL PCP (dB)
1000	56,9132	53,9376	49,456
2000	57,8971	55,0005	54,0774
2400	57,6903	54,8373	54,6301
3000	58,1237	55,2227	55,2424
4000	58,1805	55,2048	55,3544
5000	58,364	55,6168	55,7178

4.3. The Use of Polyurethane Concrete in Architectural Design

The use of Polyurethane concrete made of oyster shell waste in buildings have wide variations. Polyurethane concrete can be printed in color and texture on the surface. Here is the usage of polyurethane concrete on the application component of building materials (see fig. 5 and 6).

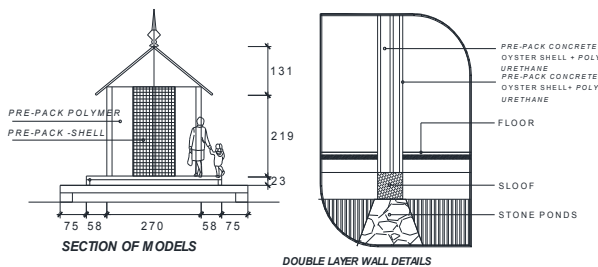


Fig. 5. Textured Polyurethane concrete in exterior double wall panel




Fig. 6. Polyurethane concrete and colour innovation in Japanese industry.

Green architecture uses green concept materials, therefore discharging the innovation material that is capable of utilizing waste and reduces the use of cement

is indispensable in the development of a sustainable green construction in architecture world.

5 Conclusions

The research was concluded a few things as follows:

1. Polyurethane concrete with oyster shell (PCO) are able to absorb sound in a wider frequency range than other materials.
2. Polyurethane concrete (PCO) can be used as absorber material on buildings as it can absorb sound energy at low to high frequency.
3. Normal concrete has the highest STL compared to other materials. While PCO has a better STL than PCP (polymeric concrete), because the content of polyurethane which is capable of trapping the sound.
4. Polyurethane concrete usage with shell aggregate (PCO) are excellent for building materials in the noisy urban region, because it was able to absorb the energy of the sound properly.
5. Green architecture is the architecture that is capable of utilizing waste based materials and is able to reduce the use of cement. By Polyurethane concrete material, the green construction can be realized because the material is lightweight and environmentally friendly.

This research is financed by the budget of the Research Grant from Ministry of Research, Technology and Higher Education, fiscal year 2017 with the scheme of Competency Grant and University of Diponegoro Grant Number: 276-47/UN7.5.1/PG/2017. The funders do not have any intervention on the data and the content of the manuscript. Authors thank all private sectors who have contributed in this research and gave the valuable opinion, advices and discourses.

References

1. I. Golpazir, A. Ghalandarzadeh, M. K. Jafari, and M. Mahdavi, *Constr. Build. Mater.*, **118**,104–115 (2016).
2. G. Sung, J. W. Kim, and J. H. Kim, *J. Ind. Eng. Chem.*, **44**, 99–104 (2016).
3. B. a. Erickson, *Experimental study on the dynamic stress-strain behavior of expanded polystyrene Geofom using cyclic triaxial tests*, no. December 2011, p 45, (2011)
4. G. Martínez-Barrera, C. Menchaca-Campos, and O. Gencel, *Constr. Build. Mater.*, **41**, 204–208(2013).
5. I. J. Chiou, C. H. Chen, and Y. H. Li, *Constr. Build. Mater.*, **64**, 480–487 (2014).
6. E. Setyowati, G. Hardiman, and P. Purwanto, *J. Teknologi*, **78 (5)**, 203-207 (2016).
7. E. Setyowati and G. Hardiman, *J. Eng.*

- Technol., **3(3)**, 1–6 (2015)
8. E. Setyowati and H. Trilistyo, *Procedia - Soc. Behav. Sci.*, **227**, 294–299 (2016).
 9. H. Wang, W. Kuo, C. Lin, and C. Po-yo, *Constr. Build. Mater.*, **41**, 532–537 (2013).
 10. E. Setyowati and Purwanto, *The Acoustical Characteristics of Polymer Mortar as a Green Concrete Material*, in *The 14th International Conference on Quality in Research*, 2015, pp. 983–987.
 11. E. Setyowati and Purwanto, *The Polymer Brick as Nano-Technology based Material to Support Green Building Construction*, in *The 3rd Annual International Conference Proceedings on Architecture and Civil Engineering*, 2015, pp. 224–228.
 12. ASTM, *ASTM E413-04 Classification for Rating Sound Insulation*.
 13. E. Setyowati, G. Hardiman, and E. E. Pandelaki, *Structural, Acoustic and Aesthetic Performances of Double Wall Layer Made Of Oyster Shell And Polymer As Green Material In Green Construction*,” proceeding of ICENIS, December (2016).
 14. E. Setyowati, A. Satyapratama, S. T. Atmadja, and G. Hardiman, *J. Teknologi*, **78(5)**, 289–293 (2016).
 15. E. Setyowati, G. Hardiman, and S. T. Atmaja, *J. of Applied Mechanics and Material*, **747**, 221–225 (2015).
 16. A. Sanada and N. Tanaka, *Appl. Acoust.*, vol. **74(4)**, 509–516 (2013).
 17. S. K. Tang, *J. of Sound and Vibration*, **279**, 1085–1096 (2005).
 18. D. Li and L. C. Å, *J. of Sound and Vibration*, **305**, 272–288, (2007).
 19. F. Asdrubali, A. L. Pisello, F. D. Alessandro, F. Bianchi, M. Cornicchia, and C. Fabiani, *Energy Procedia*, **78**, 321–326 (2015).
 20. C. Buratti, E. Belloni, E. Lascaro, G. Anna, and P. Ricciardi, *Energy Procedia*, **101**, 972–979 (2016).
 21. D. J. Oldham, C. A. Egan, and R. D. Cookson, *ble acoustic absorbers from the biomass*, *Appl. Acoust.*, **72(6)**, 350–363 (2011).
 22. K. T. Chen, Y. H. Chen, K. Y. Lin, and C. C. Weng, *Appl. Acoust.*, **54(1)**, 71–82 (1998).