

Study of carbon dioxide electrochemical reduction in flow cell system using copper modified boron-doped diamond

Salsabila Zahran Ilyasa¹, Prastika Krisma Jiwanti², Munawar Khalil¹, Yasuaki Einaga³ and Tribidasari Anggraningrum Ivandini^{1*}

¹Department of Chemistry, Faculty of Mathematics and Natural Sciences, Universitas Indonesia, Depok, 16424, Indonesia

²Nanotechnology Engineering, School of Advanced Technology and Multidisciplinary, Universitas Airlangga, Surabaya, 60115, Indonesia

³Department of Chemistry, Faculty of Science and Technology, Keio University, 3-14-1 Hiyoshi, Yokohama, 223-8522, Japan

Abstract. High concentrations of CO₂ in the atmosphere may cause climate and environmental changes. Therefore, various research has been extensively performed to reduce CO₂ by converting CO₂ directly into hydrocarbons. In this research, CO₂ electrochemical reduction was studied using boron-doped diamond (BDD) modified with copper nanoparticles to improve BDD electrodes' catalytic properties. The deposition was performed by chronoamperometry technique at a potential of -0.6 V (vs. Ag/AgCl) and characterized using SEM, EDS, XPS, and cyclic voltammetry (CV). CO₂ electrochemical reduction on BDD and Cu-BDD was carried out at -1.5 V (vs. Ag/AgCl) for 60 minutes. The products were analyzed using HPLC and GC. The product was mainly formic acid with a concentration of 11.33 mg/L and 33% faradaic efficiency on a Cu-BDD electrode.

1 Introduction

High concentrations of CO₂ in the atmosphere promotes climate change and severe effect on the environment. Therefore, various efforts were made to reduce the increase of CO₂ gas emissions. Of the many techniques that have been examined, the electrochemical reduction is one of the most widely used [1-3]. Electrochemical is an effective method of converting CO₂ into more valuable compounds due to several advantages such as applicative, simple, and selective on the product produced. The specifications of CO₂ reduction products can be adjusted under various reaction conditions [4-7]. One of the factors that influence the variety of CO₂ electrochemical reduction products is the type of electrodes used.

In this study, the boron-doped diamond (BDD) electrode is used as working electrodes because they have the advantages of a wide potential window, low background current, and high stability, making them chemically inert and mechanically reliable [4,8]. However, the

* Corresponding author: ivandini.tri@sci.ui.ac.id

BDD electrode has disadvantages, namely relatively low catalytic activity, resulting in a high overpotential CO₂ electrochemical reduction requirement. So, it is necessary to modify BDD to increase its catalytic activity.

BDD surface modification with metal particles is expected to increase the BDD electrode's catalytic effect and performance [9–13]. The metal particles deposited on the BDD surface act as the electrodes' active site to stabilize the reaction intermediate to lower the overpotential [14] and produce a more varied product compared to bare BDD. Previous studies reported that BDD surface modification with copper metal could improve BDD electrodes' catalytic activity and performance to produce various CO₂ reduction products, especially hydrocarbons and oxygenated species [15–19]. Besides, a flow cell system in CO₂ electrochemical reduction using BDD electrodes has been reported to improve the CO₂ mass transport and produce formic acid as the main product with a faradaic efficiency of 94.7% [20]. This study was conducted using Cu-BDD electrodes with a flow cell system to achieve higher efficiency or suppress the overpotential. The characteristics of Cu-BDD electrodes before and after CO₂ reduction, the analysis of the resulting compounds, and the effect of using a flow cell system compared to a static system using the Cu-BDD electrode will be presented in this report.

2 Method

2.1 Materials

KCl (>99.5%), KOH (85%), CuSO₄·5H₂O (>99.5%), H₂SO₄ (95%), and 2-propanol were purchased from Wako Pure Chemical Industries Ltd. and used without further purification. Ultra-pure water was obtained from a Symply-Lab water system (Direct-Q 3 UV, Millipore).

2.2 Working electrodes preparation

Boron-doped diamond electrodes were prepared on Si(100) wafers as substrates using a microwave plasma-assisted chemical vapor deposition system (AX 5400, Cornes Technologies Ltd.) following a procedure described elsewhere [21]. The boron-doped diamond (BDD) electrode modification was carried out by the electrodeposition method. This method uses a chronoamperometric technique with 1 mM CuSO₄ in a 0.1 M H₂SO₄ solution. Cu deposition was carried out on the BDD working electrode in one compartment cell with Ag/AgCl and Pt spiral as a reference and counter electrode, respectively. The electrodeposition was applied at a potential -0.6 V for 25 s (Cu-BDD 25s), 50 s (Cu-BDD 50s), 100 s (Cu-BDD 100s), and 150 s (Cu-BDD 150s). Characterization of the electrodes was performed by Scanning Electron Microscopy (SEM) (JCM-600, JEOL), Energy Dispersive X-ray analysis (EDX), and X-Ray Photoelectron Spectroscopy (XPS) (JPS-9010TR, JEOL).

2.3 CO₂ electrochemical reduction method

The electrochemical cell used in CO₂ electrolysis is a two-compartment PTFE flow cell separated by a Nafion membrane (Fig. 1). The working electrode was Cu-BDD, Ag/AgCl as a reference electrode and a Pt plate as a counter electrode. The area of the working electrode is 9.62 cm² [20]. The catholyte used was 0.5 M KCl 50 mL, and the anolyte used was 0.1 M KOH 50 mL. Before electrolysis, the catholyte was bubbled with N₂ gas for 30 minutes, followed by CO₂ gas bubbled for 15 minutes, both at a flow rate of 200 sccm. The

CO₂ reduction process was recorded using a potentiostat (Autolab PGSTAT204, Metrohm Autolab B.V.) for 1 hour and carried out at a potential of -1.5 V. CO₂ gas at a low flow rate was flowed during the reduction process to maintain CO₂ concentration in the flow cell system. Gas chromatography (GC-2014, Shimadzu Corp.) analyzed the gas products, and the liquid product was analyzed using high-performance liquid chromatography with an electroconductivity detector (Prominence, Shimadzu Corp.).

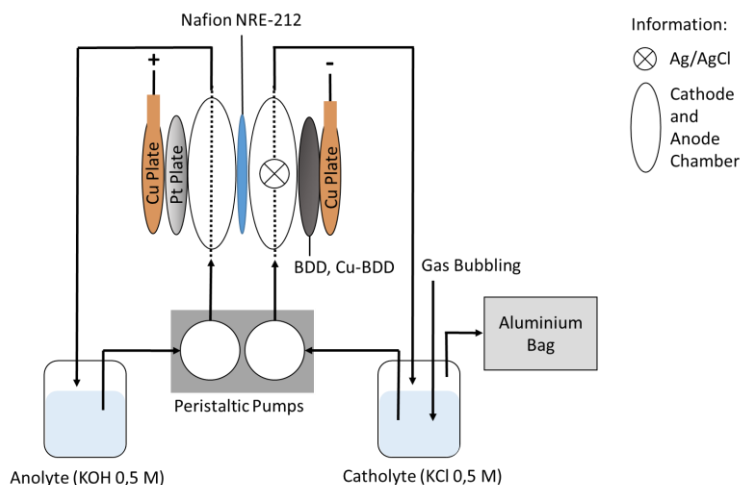


Fig. 1. Flow cell for electrochemical reduction.

3 Results and discussion

3.1 Working electrodes characterization

Cyclic voltammogram of Cu-BDD electrodes at various deposition times was performed from -0.8 V to +0.8 V (vs. Ag/AgCl) with a scan rate of 100 mV/s (Fig. 2). Cu dissolution, following the various Cu phases deposited during the potential negative sweep, is indicated by peak currents at a positive potential. With the negative-going potential, the first reduction peak of Cu²⁺ to Cu⁺ occurs at a potential of around -0.19 V, -0.19 V, -0.15 V, and -0.25 V in Cu-BDD 25s, Cu-BDD 50s, Cu-BDD 100s, and Cu-BDD 150s, respectively. The reduction of Cu²⁺ to Cu⁰ contained a potential around -0.34 V, -0.40 V, -0.25 V, and -0.45 V in Cu-BDD 25s, Cu-BDD 50s, Cu-BDD 100s, and Cu-BDD 150s, respectively. This phase is indicating Cu deposition on the BDD electrodes surface. The steep drop in potential around -0.60 V is due to hydrogen evolution, which causes a slight change in the BDD surface termination. Based on the CV data obtained, it shows that Cu-BDD 100s has an advantage in reducing Cu. The process of reducing Cu at a more positive potential in Cu deposited having a density and evenly distributed over the BDD surface [22].

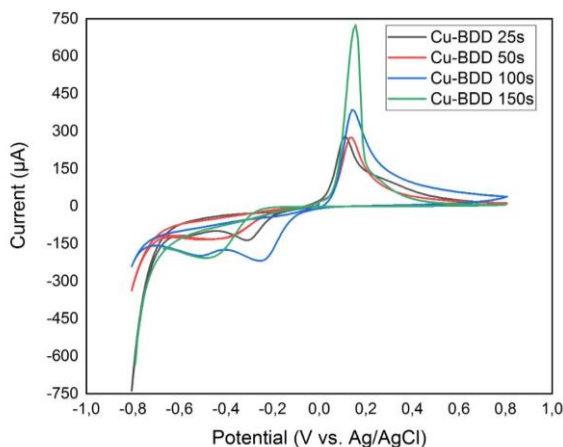


Fig. 2. Cyclic voltammogram of Cu-BDD electrodes at various Cu deposition times.

SEM-EDX examined all the Cu-BDD electrodes after electrodeposition. Based on Fig. 3 (a) and (b), there is no visible deposition of Cu. In Fig. 3 (c), a white dot shows that the deposited Cu particles were evenly uniformly distributed on the BDD surface, with average particle sizes of around ~148 nm. In contrast, Fig. 3 (d) shows the Cu particles have agglomerated. Based on the SEM images, the Cu-BDD 100s electrode showed significant characteristics compared to other deposition time variations. This case can be proven by EDX Spectroscopy, which can determine the atomic percentages on each electrode's surface, and the results are summarized in Table 1.




Fig. 3. SEM images of Cu-BDD electrodes with deposition times of 25 s (a), 50 s (b), 100 s (c), and 150 s (d).

Moreover, the Cu particles on the electrode surfaces were also characterized using XPS. XPS spectra showed a pair of energy peaks at 933 eV and 952.4 eV, which are representative of Cu 2p_{3/2} and Cu 2p_{1/2} binding energy in Cu⁰ for all Cu-BDD variations.

XPS also showed the % mass of the Cu-BDD electrodes, with the highest percentage being ~13% belonging to Cu-BDD 100s. Based on this, Cu-BDD 100s was used as an electrode for CO₂ electrochemical reduction.

Table 1. Mass percentage of each deposited material.

Element	% Mass			
	Cu-BDD 25s	Cu-BDD 50s	Cu-BDD 100s	Cu-BDD 150s
C	99.96	99.67	99.10	99.11
O	0.04	0.02	0.07	0.11
Cu	0	0.02	0.83	0.78

3.2 CO₂ electrochemical reduction

CO₂ electrochemical reduction was carried out for 1 hour using the Cu-BD 100s electrode at -1.5 V potential. After the CO₂ electrochemical reduction reaction was done, the Cu-BDD 100s electrode was characterized using SEM-EDS to see their performance after being used in CO₂ electrochemical reduction. SEM images in Fig. 4 show significant differences in the Cu-BDD 100s surface before and after CO₂ electrochemical reduction, indicating that the deposited Cu particles were detached from the surface of the BDD surface. The change in the mass% of the Cu-BDD electrode element decreased the mass% of Cu by 97.59%. This decrease happens both before and after the analysis of CO₂ reduction using EDS.




Fig. 4. SEM Images of Cu-BDD 100s (a) before and (b) after CO₂ electrochemical reduction.

The produced products were analyzed using HPLC and GC instrumentation. Fig. 5 shows the efficiencies with which formic acid, carbon monoxide, methane, and hydrogen gas were produced by using Cu-BDD 100s electrode at -1.5 V potential for 1 hour. The highest faradaic efficiency was achieved for formic acid, carbon monoxide, methane, and hydrogen gas, 33%, 1.67%, 0.05%, and 21.25%. Furthermore, the CO₂ electrochemical reduction using bare BDD electrodes was carried out in the same experimental system to compare the product. On the bare BDD electrode, formic acid, carbon monoxide, or hydrogen gas were observed on the Cu-BDD 100s electrode. The highest faradaic efficiency was achieved for formic acid, carbon monoxide, and hydrogen gas, 14.69%, 12.96%, and 49.57%. In conclusion, Cu-BDD 100s and bare BDD electrodes show insignificant differences in the produced products.

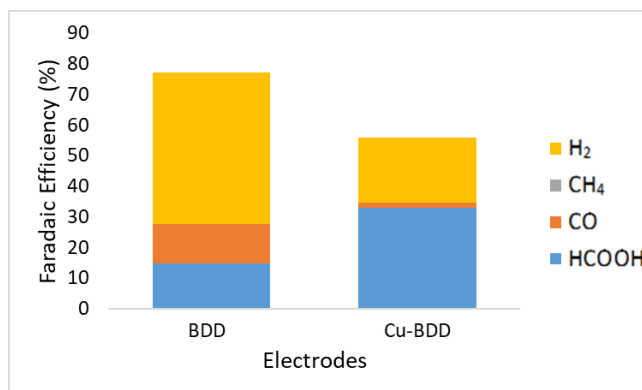


Fig. 5. Product produced by the electrochemical reduction of CO₂ on a bare BDD and Cu-BDD 100s electrodes at potential -1.5 V for 1 h.

Table 2 shows the concentration and the faradaic efficiency of the product's reduction process on bare BDD or Cu-BDD electrodes. In this study, the main product was formic acid because diamonds tend to produce formic acid [20]. The Cu-BDD electrode has a more remarkable ability than the bare BDD electrode in producing formic acid. This ability can be seen from the resulting faraday efficiency, which is 14.69% and 33% in BDD and Cu-BDD electrodes, respectively.

Table 2. The concentration and faradaic efficiency of CO₂ reduction products

Products	Concentration (mg/L)		Faradaic Efficiency (%)	
	BDD	Cu-BDD	BDD	Cu-BDD
HCOOH	2.59	11.33	14.69	33.00
CO	0.05	0.01	12.96	1.67
CH ₄	0	9.05 x 10 ⁻⁵	0	0.05
H ₂	0.17	0.14	49.57	21.25

The use of Cu metal in reducing CO₂ tends to produce products in hydrocarbons, aldehydes, and alcohol. However, based on the reduction data, no aldehyde or alcohol products were formed because the use of flow cells affects the electrodes' ability to bind the intermediates produced (CO₂⁻) [3]. The use of Cu-BDD electrodes in flow cells and dormant cells [17] has differences in reduction. CO₂ reduction reaction with Cu-BDD using a flow cell produces methane gas, while the static cell produces methanol. Static cells tend to produce C₂/C₃ products, while flow cells cannot because the use of flow cells makes electrolytes or reactants hit the electrodes' surface more often so that no intermediate products are formed.

4 Conclusion

The use of Cu metal in reducing CO₂ tends to produce products in hydrocarbons, aldehydes, and alcohol. However, based on the reduction data, no aldehyde or alcohol products were formed because the use of flow cells affects the electrodes' ability to bind the intermediates produced (CO₂⁻) [3]. The use of Cu-BDD electrodes in flow cells and dormant cells [17] has differences in reduction. CO₂ reduction reaction with Cu-BDD using a flow cell produces methane gas, while the static cell produces methanol. Static cells tend to produce C₂/C₃ products, while flow cells cannot because the use of flow cells makes

electrolytes or reactants hit the electrodes' surface more often so that no intermediate products are formed.

Acknowledgement

The authors sincerely thank the financial support from Directorate Research and Development (Risbang), Universitas Indonesia for the Hibah PUTI Kolaborasi Internasional 2020 No. NKB-777/UN2.RST/HKP.05.00/2020 granted.

References

1. P.K. Jiwanti, Y. Einaga, Electrochemical reduction of CO₂ using palladium modified boron-doped diamond electrodes: Enhancing the production of CO, *Physical Chemistry Chemical Physic*, **21**, 15297 (2019) <https://doi.org/10.1039/C9CP01409H>
2. Q. Lu, J. Feng, Electrochemical CO₂ reduction: electrocatalyst, reaction mechanism, and process engineering, *Nano Energy* **29**, 439 (2016) <https://doi.org/10.1016/j.nanoen.2016.04.009>
3. D. D. Zhu, J. L. Liu, S. Z. Qiao, Recent advances in inorganic heterogeneous electrocatalysts for reduction of carbon dioxide, *Adv. Mater.* **28**, 3423 (2016) <https://doi.org/10.1002/adma.201504766>
4. K. Nakata, T. Ozaki, C. Terashima, A. Fujishima, Y. Einaga, High-yield electrochemical production of formaldehyde from CO₂ and seawater, *Angewandte Chemie International Edition* **53**, 871 (2014) <https://doi.org/10.1002/anie.201308657>
5. H. Li *et al.*, Integrated electromicrobial conversion of CO₂ to higher alcohols, *Science* **335**, 1596 (2012) <https://doi.org/10.1126/science.1217643>
6. B. A. Rosen *et al.*, Ionic liquid-mediated selective conversion of CO₂ to CO at low overpotentials, *Science* **334**, 644 (2011) <https://www.doi.org/10.1126/science.1209786>
7. R. Angamuthu, P. Byers, M. Lutz, A. L. Spek, E. Bouwman, Electrocatalytic CO₂ conversion to oxalate by a copper complex, *Science* **327**, 313 (2010) <https://www.doi.org/10.1126/science.1177981>
8. T. A. Ivandini, Y. Einaga, *Diamond Electrochemistry* (Elsevier Inc., 2017)
9. S. Muharam, P. K. Jiwanti, Irkham, J. Gunlazuardi, Y. Einaga, T. A. Ivandini, Electrochemical oxidation of palmitic acid solution using boron-doped diamond electrodes, *Diamond and Related Materials* **99**, 107464 (2019) <https://doi.org/10.1016/j.diamond.2019.107464>
10. P. K. Jiwanti, A. M. Ichzan, R. K. P. Dewandaru, S. R. Atriardi, Y. Einaga, T. A. Ivandini, Improving the CO₂ electrochemical reduction to formic acid using iridium-oxide-modified boron-doped diamond electrodes, *Diamond and Related Materials* **106**, 107874 (2020) <https://doi.org/10.1016/j.diamond.2020.107874>
11. P. K. Jiwanti, R. P. Aritonang, I. Abdullah, Y. Einaga, T. A. Ivandini, Copper-nickel-modified Boron-doped Diamond Electrode for CO₂ electrochemical reduction application: a preliminary study, *Makara Journal of Science*. **23**, 204 (2019) <https://doi.org/10.7454/mss.v23i4.11512>
12. T. Agustiany, M. Khalil, Y. Einaga, P. K. Jiwanti, T. A. Ivandini, Stable iridium-modified boron-doped diamond electrode for the application in electrochemical detection of arsenic (III), *Materials Chemistry and Physics* **244**, 1 (2020) <https://www.doi.org/10.1016/j.matchemphys.2020.122723>
13. S. R. Atriardi, Preparation of boron-doped diamond modified platinum-iridium for electrochemical reduction of carbon dioxide (CO₂), Theses. Universitas Indonesia, (2017)

14. S. Ma *et al.*, Electroreduction of carbon dioxide to hydrocarbons using bimetallic Cu-Pd catalysts with different mixing patterns, *Journal of the American Chemical Society*, **139**, 47 (2017) <https://doi.org/10.1021/jacs.6b10740>
15. K. P. Kuhl, E. R. Cave, D. N. Abram, T. F. Jaramillo, New insights into the electrochemical reduction of carbon dioxide on metallic copper surfaces, *Energy & Environmental Science*, **5**, 7050 (2012) <https://doi.org/10.1039/C2EE21234J>
16. H. S. Panglipur, Electroreduction of CO₂ using copper-deposited on boron-doped diamond (BDD), *AIP Conference Proceedings* **1729**, 20 (2015) <https://doi.org/10.1063/1.4946950>
17. P. K. Jiwanti, K. Natsui, K. Nakata, Y. Einaga, The electrochemical production of C2/C3 species from carbon dioxide on copper-modified boron-doped diamond electrodes, *Electrochimica Acta*, **266**, 414 (2018) <https://doi.org/10.1016/j.electacta.2018.02.041>
18. N. Roy *et al.*, Facile deposition of Cu-SnOx Hybrid Nanostructures on lightly Boron-Doped Diamond Electrodes for CO₂ reduction, *ChemElectroChem* **5**, 2542 (2018) <https://doi.org/10.1002/celec.201800460>
19. N. Roy *et al.*, Ionic-liquid-assisted selective and controlled electrochemical CO₂ reduction at Cu-Modified Boron-Doped Diamond electrode, *ChemElectroChem* **3**, 1044 (2016) <https://doi.org/10.1002/celec.201600105>
20. K. Natsui, H. Iwakawa, N. Ikemiya, K. Nakata, Y. Einaga, Stable and highly efficient electrochemical production of formic acid from carbon dioxide using diamond electrodes, *Angewandte Chemie International Edition* **57**, 2639 (2018) <https://doi.org/10.1002/anie.201712271>
21. K. Natsui, C. Yamaguchi, Y. Einaga, Recovery of copper from dilute cupric sulfate solution by electrodeposition method using boron-doped diamond electrodes, *Physica Status Solidi (A) Applications and Materials Science* **213**, 2081 (2016) <https://doi.org/10.1002/pssa.201600159>
22. A. B. Couto, M. C. E. Ribeiro, F. L. Migliorini, N. G. Ferreira, and M. R. Baldan, A comparative study of copper electrodeposition and photoelectrodeposition on boron doped diamond, *Diamond and Related Materials* **38**, 104 (2013) <https://doi.org/10.1016/j.diamond.2013.06.009>